

GAINESVILLE-ALACHUA COUNTY REGIONAL AIRPORT AUTHORITY

Thursday, November 17, 2011 - 4:00 p.m.

**Gainesville Regional Airport
Airline Terminal – Board Room**

Monthly Meeting

AGENDA

→ Please be courteous and turn off all cellular phones and beepers. →

CALL TO ORDER BY THE CHAIR

INVOCATION

PLEDGE OF ALLEGIANCE

ROLL CALL

DETERMINATION OF A QUORUM

APPROVAL OF MEETING HIGHLIGHTS

The Airport Authority will review and approve the GACRAA monthly meeting Highlights of October 27, 2011.

Recommendation: Motion to approve the meeting Highlights of October 27, 2011 and authorize the Chair and Secretary/Treasurer to execute the documents on behalf of the Airport Authority.

CITIZENS INPUT – NON-AGENDA ITEMS

AIRPORT AUTHORITY INPUT – NON-AGENDA ITEMS

ADOPTION OF AGENDA

AIRPORT BUSINESS 8

- | | |
|---------------------------------------|-----------|
| 1. Information Items | 8 |
| → Project Summary | 8 |
| → Passenger / Cargo / Fuel Statistics | 25 |
| → Airline Load Factors | 29 |
| 2. Finance Report | 31 |
| 3. Agenda Item - | 38 |

TENANT REPORTS 39

- | | |
|---------------------------------|-----------|
| 1. University Air Center | 39 |
| 2. R D Air Services, LLC | 39 |

AIRPORT AUTHORITY INPUT **39**

AIRPORT AUTHORITY ATTENDANCE **39**

Gainesville Regional Airport

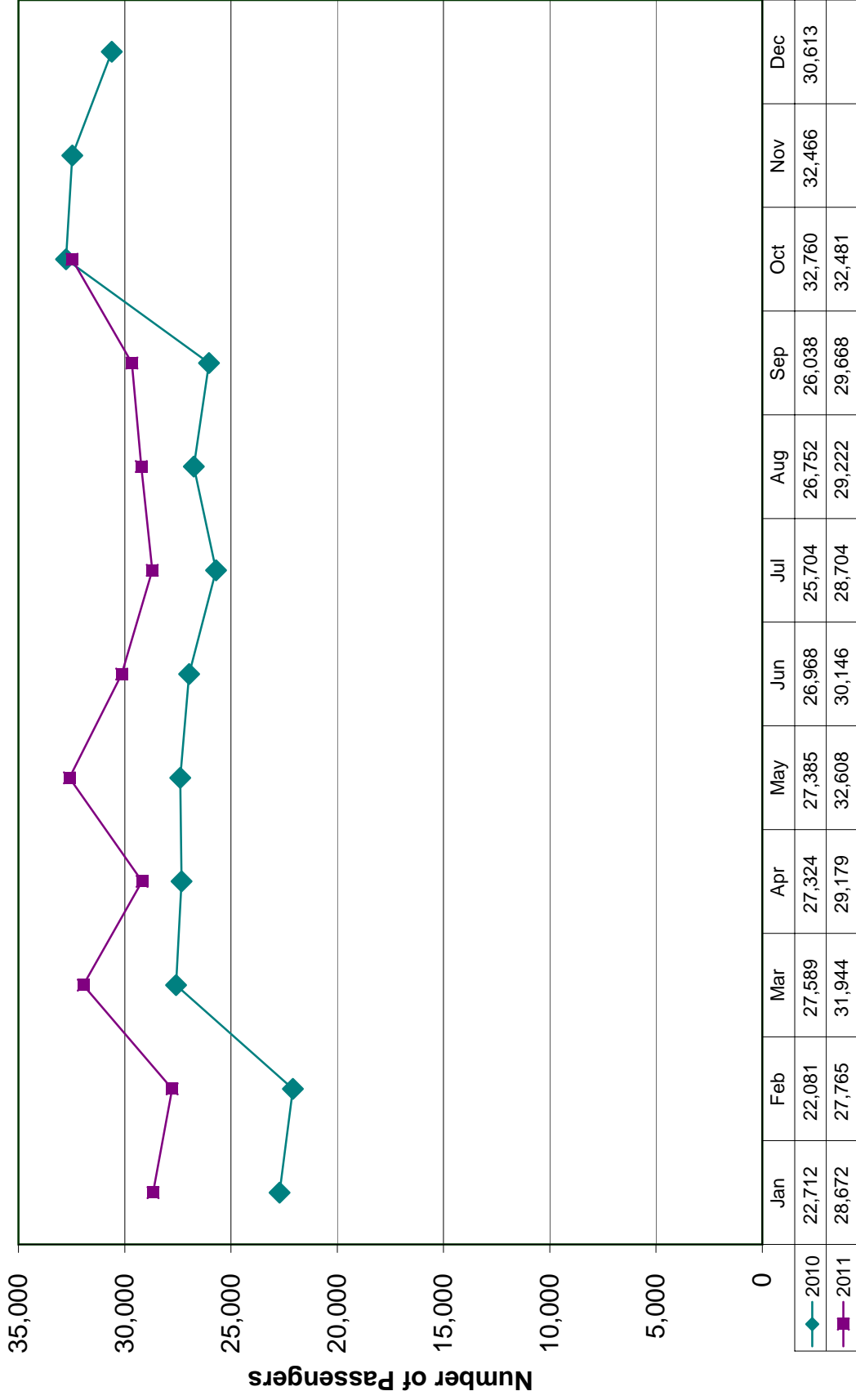
Air Traffic Volume and Fuel Flowage

For the Month Ending October 31, 2011

	Actual 10/31/11	Prior 10/31/10	% Change Over Prior	F-YTD 10/31/11	F-YTD 10/31/10	% Change Over Prior
Air Traffic Volume Report						
Passengers						
Regional Carriers						
Deplaned	16,037	16,452	(2.52%)	16,037	16,452	(2.52%)
Enplaned	16,219	15,976	1.52%	16,219	15,976	1.52%
Totals	32,256	32,428	(0.53%)	32,256	32,428	(0.53%)
Non-Scheduled (Charter)						
Deplaned	201	166	21.08%	201	166	21.08%
Enplaned	24	166	(85.54%)	24	166	(85.54%)
Totals	225	332	(32.23%)	225	332	(32.23%)
Totals (All-Types)						
Deplaned	16,238	16,618	(2.29%)	16,238	16,618	(2.29%)
Enplaned	16,243	16,142	0.63%	16,243	16,142	0.63%
Totals	32,481	32,760	(0.85%)	32,481	32,760	(0.85%)
Cargo						
Air Freight						
Deplaned	149	15,909	(99.06%)	149	15,909	(99.06%)
Enplaned	77	422	(81.75%)	77	422	(81.75%)
Totals	226	16,331	(98.62%)	226	16,331	(98.62%)
Air Express						
Total Cargo						
	226	16,331	(98.62%)	226	16,331	(98.62%)
Tower Operations (Numbers)						
Air Carrier (60+Seats)	14	129	(89.15%)	14	129	(89.15%)
Commuter/Taxi(Under	740	753	(1.73%)	740	753	(1.73%)
Cargo Carrier	0	17	(100.00%)	0	17	(100.00%)
Gen. Aviation	4,141	4,761	(13.02%)	4,141	4,761	(13.02%)
Military	667	1,009	(33.89%)	667	1,009	(33.89%)
Totals	5,562	6,669	(16.60%)	5,562	6,669	(16.60%)
Fuel Flowage Report (Gallons)						
General Aviation						
Jet A	62,154	63,384	(1.94%)	62,154	63,384	(1.94%)
AvGas	13,452	16,174	(16.83%)	13,452	16,174	(16.83%)
Total General Aviation	75,606	79,558	(4.97%)	75,606	79,558	(4.97%)
Airlines Jet A	125,466	135,487	(7.40%)	125,466	135,487	(7.40%)
Military Jet A	27,573	15,422	78.79%	27,573	15,422	78.79%
Total Fuel Flowage	228,645	230,467	(0.79%)	228,645	230,467	(0.79%)

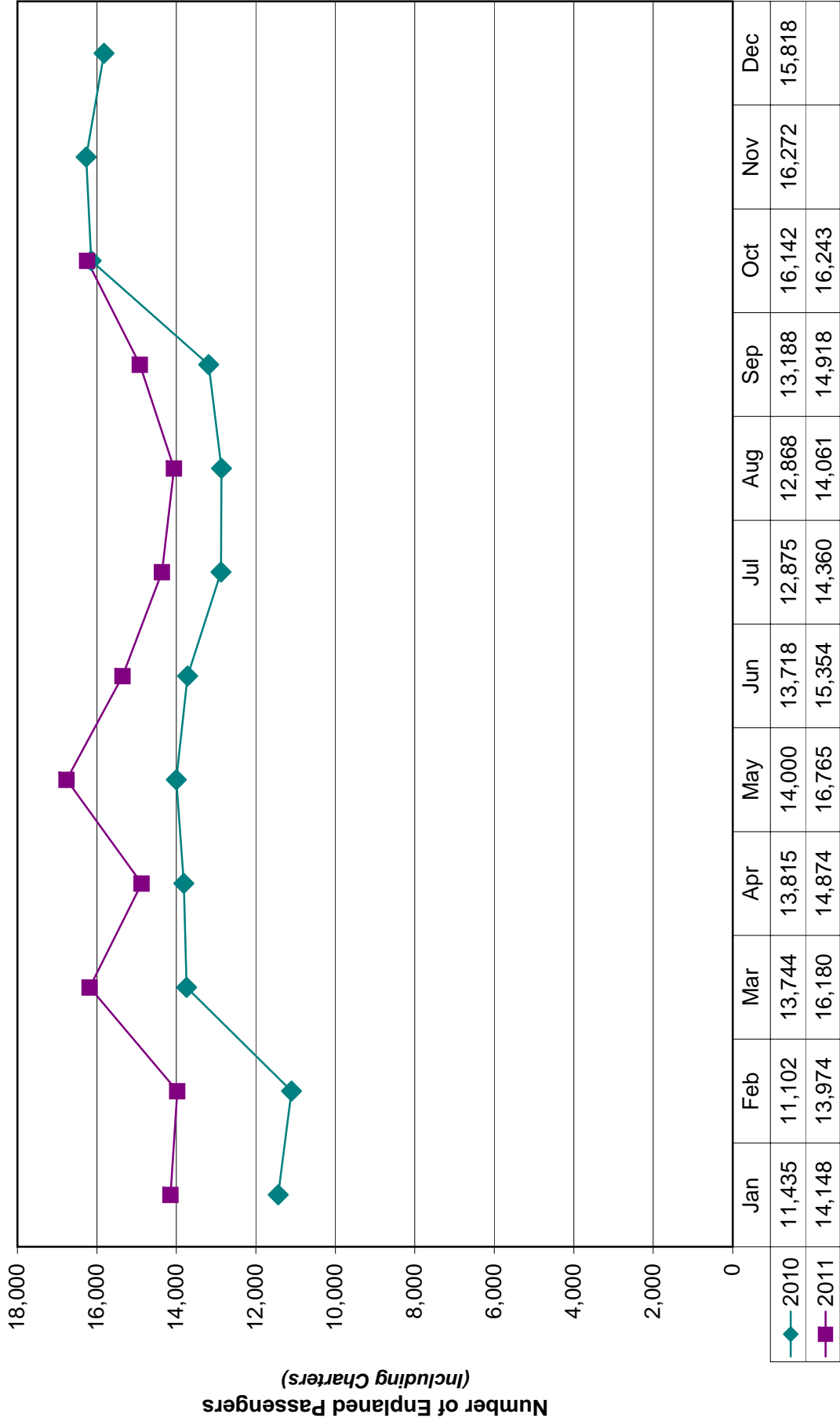


Passenger Traffic by Month October 2011



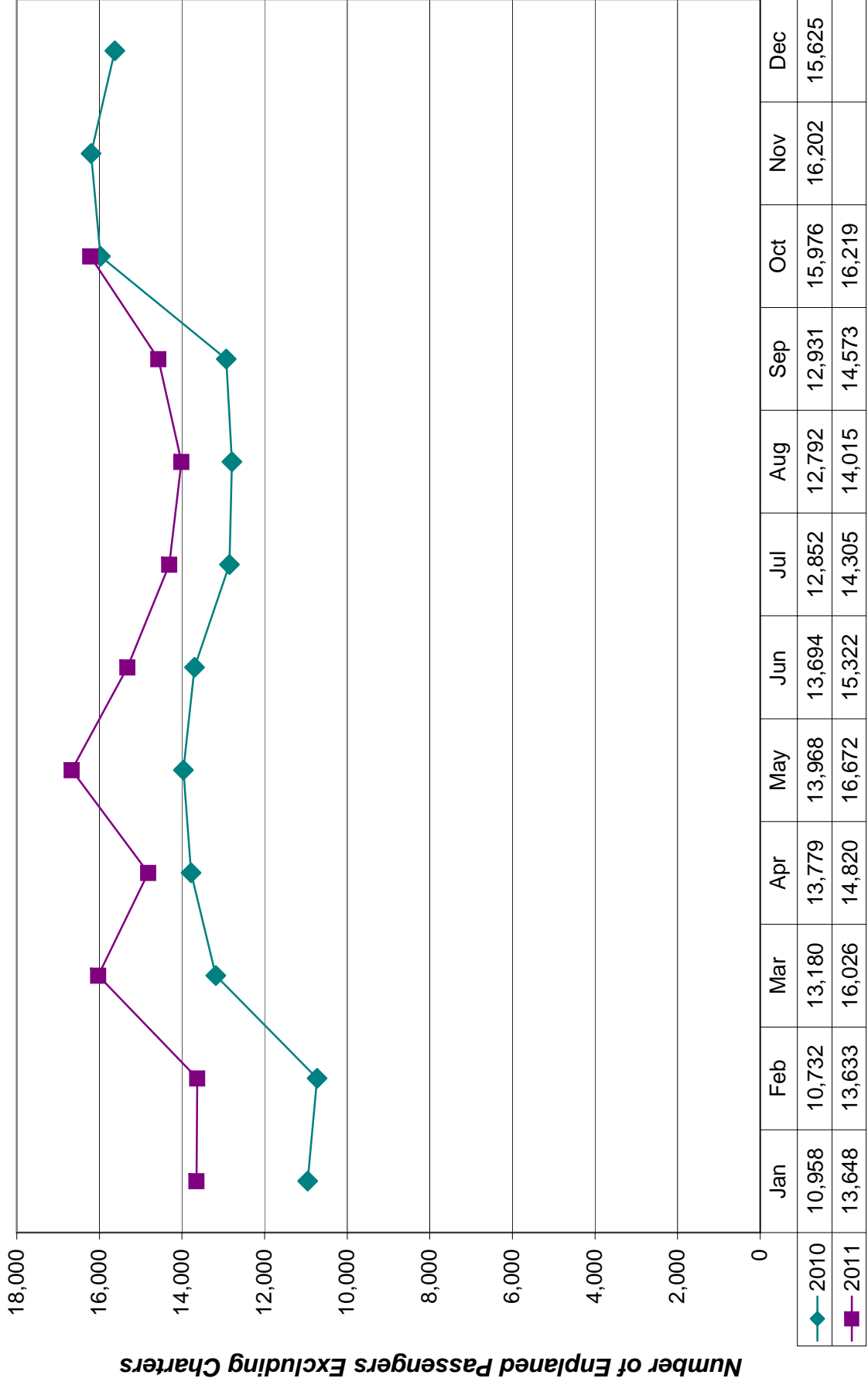


Enplanements by Month Including Charters October 2011





Enplanements by Month Excluding Charters October 2011



Number of Enplaned Passengers Excluding Charters

Gainesville Regional Airport

Scheduled Commercial Passenger Traffic Load Factors

October 31, 2011

	Monthly Total Passengers	Monthly Load Factor	YTD Total Passengers	YTD Load Factor
Airlines:				
Atlantic Southeast Airlines: (Delta Connection)				
Load Potential	9,995.00	100.0%	9,995.00	100.0%
Arriving	9,451.00	94.6%	9,451.00	94.6%
Departing	9,446.00	94.5%	9,446.00	94.5%
Total Passengers for the Month	18,897.00	94.5%	18,897.00	94.5%
Mesa Airlines: (US Airways Express)				
Load Potential	5,500.00	100.0%	5,500.00	100.0%
Arriving	4,653.00	84.6%	4,653.00	84.6%
Departing	4,807.00	87.4%	4,807.00	87.4%
Total Passengers for the Month	9,460.00	86.0%	9,460.00	86.0%
American Eagle:(American Airlines)				
Load Potential	2,450.00	100.0%	2,450.00	100.0%
Arriving	1,933.00	78.9%	1,933.00	78.9%
Departing	1,966.00	80.2%	1,966.00	80.2%
Total Passengers for the Month	3,899.00	79.6%	3,899.00	79.6%
Totals for All Airlines				
Load Potential - Enplaned	17,945.00	50.0%	17,945.00	50.0%
Load Potential - Deplaned	17,945.00	50.0%	17,945.00	50.0%
Load Potential - Total	35,890.00	100.0%	35,890.00	100.0%
Total Passengers	32,256.00	89.9%	32,256.00	89.9%

Gainesville Regional Airport

Scheduled Commercial Passenger Traffic Load Factors
For the Month Ending October 31, 2010

	Total Passengers	Total Load Factor	F-YTD Total Passengers	F-YTD Load Factor
Airlines:				
Atlantic Southeast Airlines: (Delta Connection)				
Load Potential	9,720.00	100.0%	9,720.00	100.0%
Arriving	9,050.00	93.1%	9,050.00	93.1%
Departing	8,987.00	92.5%	8,987.00	92.5%
Total Passengers for the Month	18,037.00	92.8%	18,037.00	92.8%
Mesa Airlines: (US Airways Express)				
Load Potential	5,700.00	100.0%	5,700.00	100.0%
Arriving	5,217.00	91.5%	5,217.00	91.5%
Departing	4,851.00	85.1%	4,851.00	85.1%
Total Passengers for the Month	10,068.00	88.3%	10,068.00	88.3%
American Eagle: (American Airlines)				
Load Potential	4,096.00	100.0%	4,096.00	100.0%
Arriving	2,185.00	53.3%	2,185.00	53.3%
Departing	2,138.00	52.2%	2,138.00	52.2%
Total Passengers for the Month	4,323.00	52.8%	4,323.00	52.8%
Totals for All Airlines				
Load Potential - Enplaned	19,516.00	50.0%	19,516.00	50.0%
Load Potential - Deplaned	19,516.00	50.0%	19,516.00	50.0%
Load Potential - Total	39,032.00	100.0%	39,032.00	100.0%
Total Passengers	32,428.00	83.1%	32,428.00	83.1%

AIRPORT BUSINESS

2. Finance Report

An update on the GACRAA budget and a comparison with actual revenue and expenditures as of October 31, 2011 will be provided.

Recommendation: Listen to the report and give any applicable comment.

Gainesville Regional Airport
Actual vs. Budget Statement of Operations

For the Month Ending October 31, 2011

NOTE: These are preliminary unaudited statements. Certain accruals and adjustments may have been omitted

	Current Actual	Current Budget	Variance Over/(Under)	F-YTD Actual	F-YTD Budget	Variance Over/(Under)
Expenses: (before Depreciation)						
Administration Expenses:						
Payroll	\$38,718.58	\$38,807.36	(\$88.78)	\$38,718.58	\$38,807.36	(\$88.78)
Payroll Related	9,180.55	10,804.15	(1,623.60)	9,180.55	10,804.15	(1,623.60)
Department Expenses	30,588.16	32,122.91	(1,534.75)	30,588.16	32,122.91	(1,534.75)
Total Administration Expenses	\$78,487.29	\$81,734.42	(\$3,247.13)	\$78,487.29	\$81,734.42	(\$3,247.13)
Operations Expenses:						
Payroll	\$12,762.78	\$13,195.50	(\$432.72)	\$12,762.78	\$13,195.50	(\$432.72)
Payroll Related	4,218.83	4,756.40	(537.57)	4,218.83	4,756.40	(537.57)
Department Expenses	78,512.75	78,554.16	(41.41)	78,512.75	78,554.16	(41.41)
Total Operations Expenses	\$95,494.36	\$96,506.06	(\$1,011.70)	\$95,494.36	\$96,506.06	(\$1,011.70)
Parking Lot Expenses:						
Payroll	\$12,776.86	\$11,395.71	\$1,381.15	\$12,776.86	\$11,395.71	\$1,381.15
Payroll Related	3,739.01	3,985.64	(246.63)	3,739.01	3,985.64	(246.63)
Department Expenses	6,589.35	6,415.00	174.35	6,589.35	6,415.00	174.35
Total Parking Lot Expenses	\$23,105.22	\$21,796.35	\$1,308.87	\$23,105.22	\$21,796.35	\$1,308.87
Facilities and Maintenance Expenses:						
Payroll	\$21,209.01	\$21,232.96	(\$23.95)	\$21,209.01	\$21,232.96	(\$23.95)
Payroll Related	6,868.92	7,858.66	(989.74)	6,868.92	7,858.66	(989.74)
Department Expenses	51,261.74	50,290.26	971.48	51,261.74	50,290.26	971.48
Total Facilities and Maint. Expenses	\$79,339.67	\$79,381.88	(\$42.21)	\$79,339.67	\$79,381.88	(\$42.21)
FAA Facilities Expenses:						
Payroll	\$189.52	\$206.32	(\$16.80)	\$189.52	\$206.32	(\$16.80)
Payroll Related	73.94	87.79	(13.85)	73.94	87.79	(13.85)
Department Expenses	1,789.32	1,800.00	(10.68)	1,789.32	1,800.00	(10.68)
Total FAA Facilities Expenses	\$2,052.78	\$2,094.11	(\$41.33)	\$2,052.78	\$2,094.11	(\$41.33)
General Aviation Expenses:						
Department Expenses	4,644.37	4,647.67	(3.30)	4,644.37	4,647.67	(3.30)
Total General Aviation Expenses	\$4,644.37	\$4,647.67	(\$3.30)	\$4,644.37	\$4,647.67	(\$3.30)
Fuel Farm Expenses:						
Department Expenses	1,837.93	1,845.73	(7.80)	1,837.93	1,845.73	(7.80)
Total Fuel Farm Operating Expenses	\$1,837.93	\$1,845.73	(\$7.80)	\$1,837.93	\$1,845.73	(\$7.80)
Total Expenses	284,961.62	288,006.22	(3,044.60)	284,961.62	288,006.22	(3,044.60)
Total Revenues (from above)	400,042.86	385,473.03	14,569.83	400,042.86	385,473.03	14,569.83
Less: Total Expenses (from above)	284,961.62	288,006.22	(3,044.60)	284,961.62	288,006.22	(3,044.60)
Income/(Loss) Before Deprecia	115,081.24	97,466.81	17,614.43	115,081.24	97,466.81	17,614.43

Gainesville Regional Airport
Actual vs. Budget Statement of Operations

For the Month Ending October 31, 2011

NOTE: These are preliminary unaudited statements. Certain accruals and adjustments may have been omitted.

	<u>Current Actual</u>	<u>Current Budget</u>	<u>Variance Over (Under)</u>	<u>F-YTD Actual</u>	<u>F-YTD Budget</u>	<u>Variance Over (Under)</u>
Income (Loss) before Depreciation and Interest	115,081.24	97,466.81	17,614.43	115,081.24	97,466.81	17,614.43
Interest (Capitalized and Expensed)	29,734.90	30,855.32	(1,120.42)	29,734.90	30,855.32	(1,120.42)
Income (Loss) before Depreciation	85,346.34	66,611.49	18,734.85	85,346.34	66,611.49	18,734.85

Gainesville Regional Airport
Interest Expense Summary
YTD Summary at 10/31/2011

<u>Debt</u>		<u>Expensed</u>	<u>Budgeted</u>	<u>Over Under Budget</u>
2006A	Admin.	24,904.02	24,904.02	-
2006C	Gen.Av./F.F.	186.57	186.57	-
2007 T-Hangar	Gen. Aviation	3,889.73	3,889.73	-
Line of Credit	Expense	<u>-</u>	<u>-</u>	<u>-</u>
Totals	Expensed	28,980.32	28,980.32	-
Line of Credit	Capitalized	<u>754.58</u>	<u>1,875.00</u>	<u>(1,120.42)</u>
Total Capitalized & Expensed		<u><u>29,734.90</u></u>	<u><u>30,855.32</u></u>	<u><u>(1,120.42)</u></u>

TENANT REPORTS

- 1. University Air Center**
- 2. R D Air Services, LLC**

AIRPORT AUTHORITY INPUT

AIRPORT AUTHORITY ATTENDANCE

NOTE: If any person decides to appeal any decision made by the Airport Authority, with respect to any matters considered at a public meeting, they will need a record of the proceedings and for such purpose, may need to ensure that a verbatim record of the proceedings is made, which record includes the testimony and evidence upon which the appeal is to be based.

Persons with disabilities who require assistance to participate in the meeting are requested to notify the Airport's Administrative Manager at (352) 373-0249 at least 48 hours in advance, so that their needs may be accommodated.

Gainesville-Alachua County Regional Airport Authority

Meeting Attendance for the Month October 2011

Appointing Body		11/18/2010	12/16/2010	1/27/2011	2/24/2011	3/24/2011	4/28/2011	5/26/2011	6/23/2011	7/28/2011	8/25/2011	9/28/2011	10/27/2011	In Violation if absent at next meeting?
Breeze, William	City	P	P	P	P	P	P	P	P	P	P	P	P	
Crowley, Susan	City	P	P	P	P	P	P	P	P	P	P	P	A	
Ewers, Ron	Governor	P	P	P	A	A	P	P	P	P	A	P	P	
Fletcher, Ian	County	P	A	P	P	P	P	A	A	P	P	P	P	
Goldstein, Mark	City	P	P	P	P	P	P	P	P	P	A	P	P	
Gonzalez, Roderick	Governor	A	P	P	P	P	P	P	P	P	P	P	P	
Minck, Mark	Governor	P	A	P	P	P	P	P	P	P	P	A	P	
Phillips, Win	City	P	P	P	P	P	A	P	P	P	A	P	P	
Scarborough, Brian	City	P	P	P	P	P	A	P	P	P	P	P	P	

A = Absent
P = Present

**GUIDELINES FOR ADDRESSING THE
GAINESVILLE - ALACHUA COUNTY REGIONAL AIRPORT AUTHORITY
(GACRAA)
GAINESVILLE, FL**

The GACRAA invites and encourages participation by petitioners and members of the public. This may be done by appearing at GACRAA meetings and meetings of GACRAA Committees.

**A. REQUEST TO ADDRESS GACRAA
(being placed on the printed agenda for monthly meeting)**

1. Call the Chief Executive Officer's office no later than 4:00 PM ten (10) days prior to the monthly meeting.
2. Provide the following information to the office:
 - a. name, address, and occupation;
 - b. persons, group, or interest represented;
 - c. general subject of request; and
 - d. action sought by GACRAA
3. Routinely, the monthly meetings begin at 4:00 PM; locations may vary.
4. At the appropriate time on the agenda, the Chairman will recognize the citizen wishing to address GACRAA.
5. After being recognized, the citizen should step up to the microphone on the lectern, unless otherwise indicated by the presiding officer, and give his/her name and address in an audible tone of voice.

**B. ADDRESSING GACRAA
(if not on the printed agenda)**

1. A citizen may ask to be recognized under the category **CITIZEN INPUT - NON-AGENDA ITEM**.
2. See 5 above.

Or

1. A citizen may ask to be recognized to speak on a particular topic that is under discussion.
2. See 5 above.

C. ADDRESSING GACRAA COMMITTEES

1. The following are sources to determine where and when GACRAA meetings will be held:
 - a. Airport Administration Office (352) 373-0249;
 - b. Website: www.flygainesville.com
2. A citizen may ask to be recognized by the Chairman of the Committee to speak on the topic under discussion.

D. ADDRESSING GACRAA: All remarks shall be addressed to GACRAA as a body and not to any member thereof. No person other than a member of GACRAA and the person having the floor shall be permitted to enter into any discussion, either directly or through a member of GACRAA, without permission of the presiding officer. No question shall be asked except through the presiding officer.

Persons with disabilities who require assistance to participate in the meeting are requested to notify the Airport's Communications Manager at 352-373-0249 at least 48 hours in advance, so their needs can be accommodated.