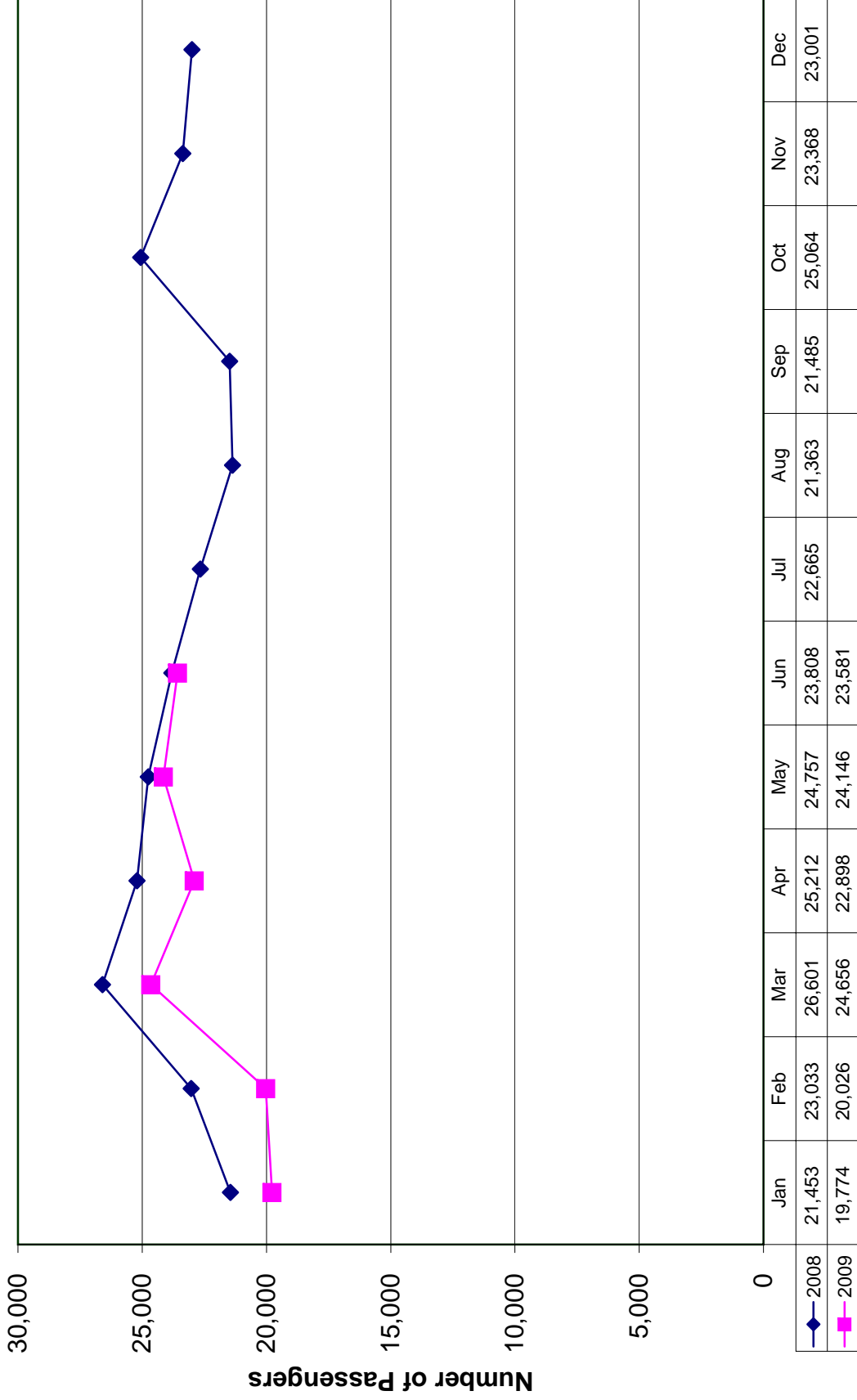


Gainesville Regional Airport
Air Traffic Volume and Fuel Flowage
For the Nine Months Ending June 30, 2009

	Actual 06/30/09	Prior 06/30/08	% Change Over Prior	F-YTD 12/30/99	F-YTD 12/30/99	% Change Over Prior
Air Traffic Volume Report						
Passengers						
Regional Carriers						
Deplaned	11,631	11,640	(0.08%)	101,541	105,810	(4.03%)
Enplaned	<u>11,766</u>	<u>11,874</u>	(0.91%)	<u>102,875</u>	<u>106,804</u>	(3.68%)
Totals	23,397	23,514	(0.50%)	204,416	212,614	(3.86%)
Non-Scheduled (Charter)						
Deplaned	92	147	(37.41%)	1,100	1,758	(37.43%)
Enplaned	<u>92</u>	<u>147</u>	(37.41%)	<u>998</u>	<u>1,690</u>	(40.95%)
Totals	184	294	(37.41%)	2,098	3,448	(39.15%)
Totals (All-Types)						
Deplaned	11,723	11,787	(0.54%)	102,641	107,568	(4.58%)
Enplaned	<u>11,858</u>	<u>12,021</u>	(1.36%)	<u>103,873</u>	<u>108,494</u>	(4.26%)
Totals	<u><u>23,581</u></u>	<u><u>23,808</u></u>	<u><u>(0.95%)</u></u>	<u><u>206,514</u></u>	<u><u>216,062</u></u>	<u><u>(4.42%)</u></u>
Cargo						
Air Freight						
Deplaned	47,267	47,895	(1.31%)	454,798	495,343	(8.19%)
Enplaned	<u>1,970</u>	<u>3,314</u>	(40.56%)	<u>30,224</u>	<u>50,957</u>	(40.69%)
Totals	49,237	51,209	(3.85%)	485,022	546,300	(11.22%)
Air Express						
Deplaned	4	0	0.00%	1,534	0	0.00%
Enplaned	<u>1</u>	<u>0</u>	0.00%	<u>7</u>	<u>1</u>	600.00%
Totals	5	0	0.00%	1,541	1	154,000.00%
Total Cargo	<u><u>49,242</u></u>	<u><u>51,209</u></u>	<u><u>(3.84%)</u></u>	<u><u>486,563</u></u>	<u><u>546,301</u></u>	<u><u>(10.93%)</u></u>
Tower Operations (Numbers)						
Air Carrier (60+Seats)	4	28	(85.71%)	86	1,395	(93.84%)
Commuter/Taxi(Under	822	889	(7.54%)	7,248	8,142	(10.98%)
Cargo Carrier	36	32	12.50%	310	315	(1.59%)
Gen. Aviation	4,728	4,866	(2.84%)	46,091	47,690	(3.35%)
Military	<u>524</u>	<u>426</u>	23.00%	<u>6,143</u>	<u>4,509</u>	36.24%
Totals	6,114	6,241	(2.03%)	59,878	62,051	(3.50%)
Fuel Flowage Report (Gallons)						
General Aviation						
Jet A	61,603	72,927	(15.53%)	626,769	807,091	(22.34%)
AvGas	<u>13,801</u>	<u>16,891</u>	(18.29%)	<u>161,658</u>	<u>174,076</u>	(7.13%)
Total General Aviation	75,404	89,818	(16.05%)	788,427	981,167	(19.64%)
Airlines Jet A	122,135	113,461	7.64%	1,159,855	1,158,113	0.15%
Military Jet A	<u>11,283</u>	<u>15,044</u>	(25.00%)	<u>180,830</u>	<u>160,357</u>	12.77%
Total Fuel Flowage	<u><u>208,822</u></u>	<u><u>218,323</u></u>	<u><u>(4.35%)</u></u>	<u><u>2,129,112</u></u>	<u><u>2,299,637</u></u>	<u><u>(7.42%)</u></u>

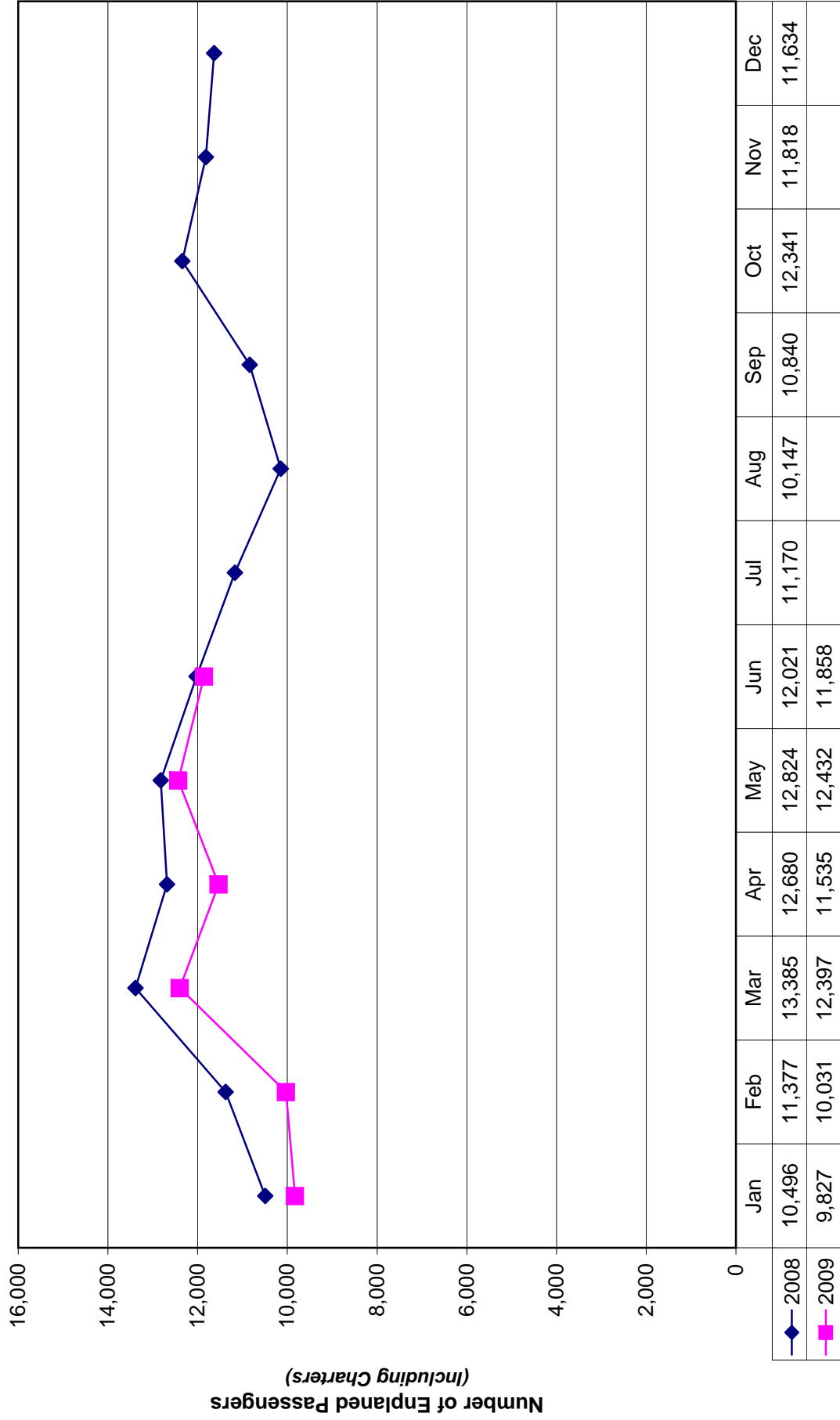


Passenger Traffic by Month June 2009



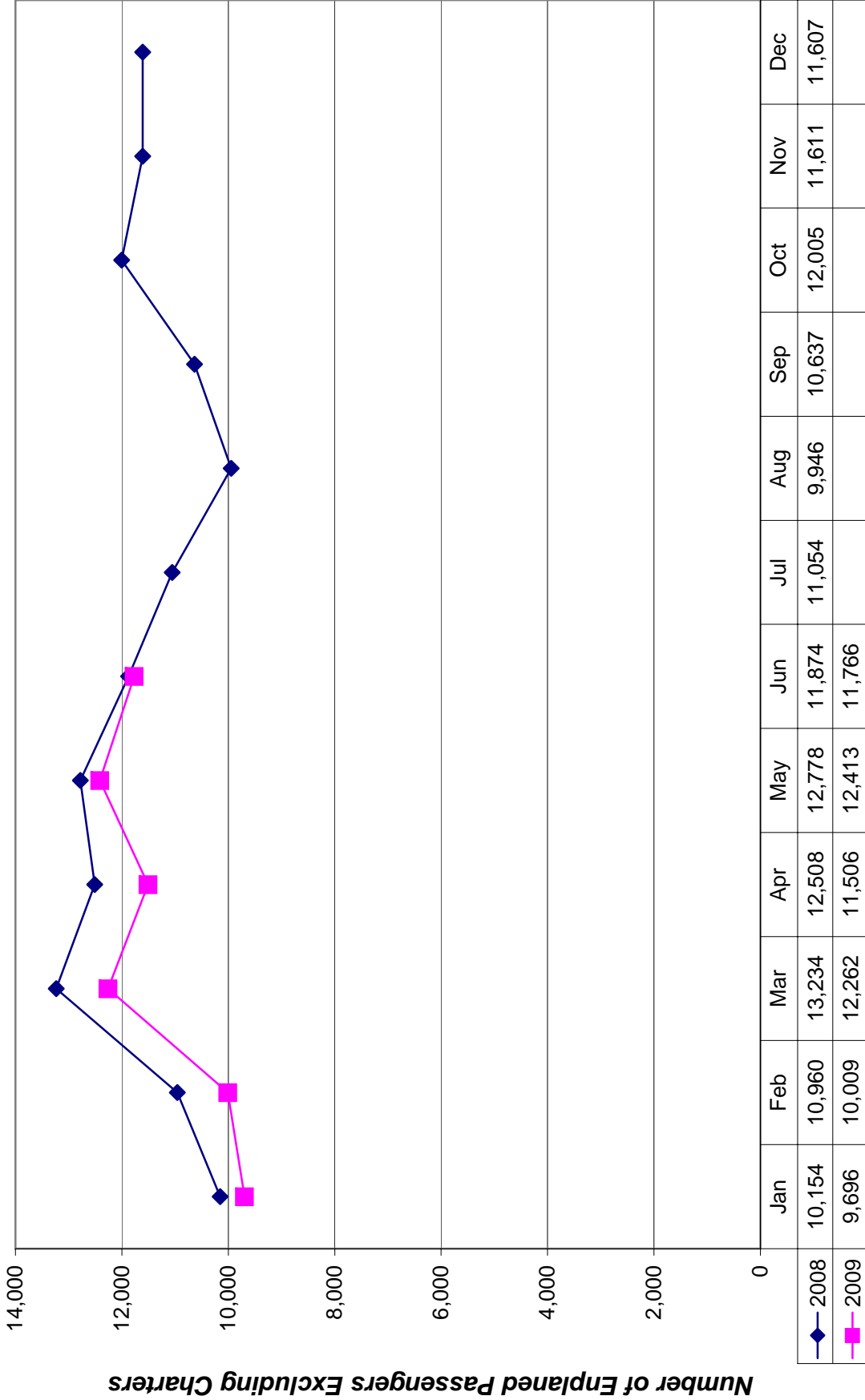


**Enplanements by Month
Including Charters
June 2009**





Enplanements by Month Excluding Charters June 2009



Number of Enplaned Passengers Excluding Charters

Gainesville Regional Airport

Scheduled Commercial Passenger Traffic Load Factors
For the Nine Months Ending June 30, 2009

	Total Passengers	Total Load Factor	F-YTD Total Passengers	F-YTD Load Factor
Airlines:				
Atlantic Southeast Airlines: (Delta Connection)				
Load Potential	10,600.00	100.0%	90,551.00	100.0%
Arriving	7,713.00	72.8%	65,663.00	72.5%
Departing	8,137.00	76.8%	67,345.00	74.4%
Total Passengers for the Month	15,850.00	74.8%	133,008.00	73.4%
Mesa Airlines: (US Airways Express)				
Load Potential	5,800.00	100.0%	51,700.00	100.0%
Arriving	3,918.00	67.6%	35,878.00	69.4%
Departing	3,629.00	62.6%	35,530.00	68.7%
Total Passengers for the Month	7,547.00	65.1%	71,408.00	69.1%
Gulfstream/Continental Connection:				
Totals for All Airlines				
Load Potential - Enplaned	16,400.00	50.0%	142,251.00	50.0%
Load Potential - Deplaned	16,400.00	50.0%	142,251.00	50.0%
Load Potential - Total	32,800.00	100.0%	284,502.00	100.0%
Total Passengers	23,397.00	71.3%	204,416.00	71.9%
Gulfstream/Continental Connection - Tampa Route				
Gulfstream/Continental Connection - Miami Route				

Gainesville Regional Airport

Scheduled Commercial Passenger Traffic Load Factors
For the Nine Months Ending June 30, 2008

	Total Passengers	Total Load Factor	F-YTD Total Passengers	F-YTD Load Factor
Airlines:				
Atlantic Southeast Airlines: (Delta Connection)				
Load Potential	9,018.00	100.0%	87,214.00	100.0%
Arriving	6,903.00	76.5%	60,683.00	69.6%
Departing	7,303.00	81.0%	62,226.00	71.3%
Total Passengers for the Month	14,206.00	78.8%	122,909.00	70.5%
Mesa Airlines: (US Airways Express)				
Load Potential	5,800.00	100.0%	53,150.00	100.0%
Arriving	4,566.00	78.7%	38,984.00	73.3%
Departing	4,409.00	76.0%	38,105.00	71.7%
Total Passengers for the Month	8,975.00	77.4%	77,089.00	72.5%
Gulfstream/Continental Connection:				
Load Potential	532.00	100.0%	13,604.00	100.0%
Arriving	171.00	32.1%	6,143.00	45.2%
Departing	162.00	30.5%	6,473.00	47.6%
Total Passengers for the Month	333.00	31.3%	12,616.00	46.4%
Totals for All Airlines				
Load Potential - Enplaned	15,350.00	50.0%	153,968.00	50.0%
Load Potential - Deplaned	15,350.00	50.0%	153,968.00	50.0%
Load Potential - Total	30,700.00	100.0%	307,936.00	100.0%
Total Passengers	23,514.00	76.6%	212,614.00	69.0%
Gulfstream/Continental Connection - Tampa Route				
Load Potential - Total E&D	266.00	100.0%	4,180.00	100.0%
Enplaned - Departing	52.00	19.5%	2,036.00	48.7%
Deplaned - Arriving	36.00	13.5%	1,547.00	37.0%
Total Passengers for the Month	88.00	16.5%	3,583.00	42.9%
Gulfstream/Continental Connection - Miami Route				
Load Potential - Total E&D	266.00	100.0%	9,424.00	100.0%
Enplaned - Departing	110.00	41.4%	4,437.00	47.1%
Deplaned - Arriving	135.00	50.8%	4,596.00	48.8%
Total Passengers for the Month	245.00	46.1%	9,033.00	47.9%

Gainesville Regional Airport
Actual vs. Budget Statement of Operations
For the Nine Months Ending June 30, 2009

NOTE: These are preliminary unaudited statements. Certain accruals and adjustments may have been omitted

	Current Actual	Current Budget	Variance Over/(Under)	F-YTD Actual	F-YTD Budget	Variance Over/(Under)
Other & Non-Recurring Revenues						
TSA Office Rent	2,387.12	2,387.12	0.00	21,484.08	21,484.08	0.00
TSA Checkpoint Reimbursement	481.02	481.00	0.02	4,329.18	4,329.00	0.18
Other Exclusive Rent	44.98	45.00	(0.02)	404.82	405.00	(0.18)
Non-Aeronautical Rent	569.53	586.09	(16.56)	5,125.77	5,274.75	(148.98)
Access Badge Fees	380.00	50.00	330.00	4,940.00	1,350.00	3,590.00
FAA Airways Facility Rent	2,240.95	2,240.92	0.03	20,168.55	20,168.24	0.31
FAA AFSS Rent	3,022.50	3,022.50	0.00	27,202.51	27,202.50	0.01
Other Income	42.61	916.67	(874.06)	4,958.31	8,250.00	(3,291.69)
Interest Income	651.91	2,500.00	(1,848.09)	16,451.96	22,500.00	(6,048.04)
Industrial Park Land Sales	0.00	0.00	0.00	11,064.59	0.00	11,064.59
Misc. Non-Operating Income	3,306.80	1,768.65	1,538.15	24,701.62	21,194.05	3,507.57
Sale of Surplus Equipment	0.00	0.00	0.00	13,827.87	10,000.00	3,827.87
Total Other & Non-Recurring R	13,127.42	13,997.95	(870.53)	154,659.26	142,157.62	12,501.64
Total Operating Revenue	\$360,675.13	\$378,820.05	(\$18,144.92)	\$3,282,498.33	\$3,346,987.67	(\$64,489.34)
Expenses: (before Depreciation)						
Administration Expenses:						
Payroll	\$37,197.13	\$38,669.71	(\$1,472.58)	\$350,701.68	\$367,362.24	(\$16,660.56)
Payroll Related	9,670.07	10,481.48	(811.41)	95,770.72	99,574.04	(3,803.32)
Department Expenses	38,508.37	40,598.44	(2,090.07)	348,844.77	371,519.92	(22,675.15)
Total Administration Expenses	\$85,375.57	\$89,749.63	(\$4,374.06)	\$795,317.17	\$838,456.20	(\$43,139.03)
Operations Expenses:						
Payroll	\$7,136.19	\$6,918.81	\$217.38	\$64,951.29	\$65,728.62	(\$777.33)
Payroll Related	2,079.82	2,192.51	(112.69)	19,435.32	20,828.79	(1,393.47)
Department Expenses	80,659.21	74,388.54	6,270.67	638,283.08	652,391.34	(14,108.26)
Total Operations Expenses	\$89,875.22	\$83,499.86	\$6,375.36	\$722,669.69	\$738,948.75	(\$16,279.06)
Parking Lot Expenses:						
Payroll	\$10,288.20	\$11,559.39	(\$1,271.19)	\$99,703.10	\$109,814.19	(\$10,111.09)
Payroll Related	4,000.50	4,536.95	(536.45)	35,322.96	43,101.01	(7,778.05)
Department Expenses	4,036.03	2,843.84	1,192.19	36,085.62	26,058.82	10,026.80
Total Parking Lot Expenses	\$18,324.73	\$18,940.18	(\$615.45)	\$171,111.68	\$178,974.02	(\$7,862.34)
Facilities and Maintenance Expenses:						
Payroll	\$28,239.92	\$29,775.15	(\$1,535.23)	\$242,448.16	\$282,863.86	(\$40,415.70)
Payroll Related	10,749.04	12,201.90	(1,452.86)	96,923.20	115,918.09	(18,994.89)
Department Expenses	39,610.98	39,692.84	(81.86)	380,029.60	363,863.79	16,165.81
Total Facilities and Maint. Expe	\$78,599.94	\$81,669.89	(\$3,069.95)	\$719,400.96	\$762,645.74	(\$43,244.78)
FAA Facilities Expenses:						
Payroll	\$197.80	\$204.10	(\$6.30)	\$1,873.35	\$1,938.94	(\$65.59)
Payroll Related	79.01	84.59	(5.58)	761.94	803.60	(41.66)
Department Expenses	45.64	180.00	(134.36)	8,944.89	9,804.00	(859.11)
Total FAA Facilities Expenses	\$322.45	\$468.69	(\$146.24)	\$11,580.18	\$12,546.54	(\$966.36)

Gainesville Regional Airport
Actual vs. Budget Statement of Operations

For the Nine Months Ending June 30, 2009

NOTE: These are preliminary unaudited statements. Certain accruals and adjustments may have been omitted.

	Current Actual	Current Budget	Variance Over/ (Under)	F-YTD Actual	F-YTD Budget	Variance Over /(Under)
General Aviation Expenses:						
Department Expenses	2,634.06	2,970.84	(336.78)	27,178.10	27,747.48	(569.38)
Total General Aviation Expenses	\$ 2,634.06	\$ 2,970.84	(336.78)	\$ 27,178.10	\$ 27,747.48	(569.38)
Fuel Farm Expenses:						
Department Expenses	413.46	657.23	(243.77)	8,886.31	10,932.72	(2,046.41)
Total Fuel Farm Expenses	\$ 413.46	\$ 657.23	(243.77)	\$ 8,886.31	\$ 10,932.72	(2,046.41)
Total Expenses	275,545.43	277,956.32	(2,410.89)	2,456,144.09	2,570,251.45	(114,107.36)
Total Revenues (from above)	360,675.13	378,820.05	(18,144.92)	3,282,498.33	3,346,987.67	(64,489.34)
Less Total Expenses (from above)	275,545.43	277,956.32	(2,410.89)	2,456,144.09	2,570,251.45	(114,107.36)
Income (Loss) before Depreciation and Interest	85,129.70	100,863.73	(15,734.03)	826,354.24	776,736.22	49,618.02
Interest (Capitalized and Expensed)	34,672.88	43,377.31	(8,704.43)	332,329.86	403,934.01	(71,604.15)
Income (Loss) before Depreciation	50,456.82	57,486.42	(7,029.60)	494,024.38	372,802.21	121,222.17

Gainesville Regional Airport
Interest Expense Summary
YTD Summary at 6/30/09

<u>Debt</u>		<u>Expensed</u>	<u>Budgeted</u>	<u>Over Under Budget</u>
2006A	Admin.	242,811.06	242,811.06	-
2006B	Admin.	24,928.30	35,002.76	(10,074.46)
2006C	Gen.Av./F.F.	9,178.18	9,178.18	-
2007 T-Hangar	Gen. Aviation	37,442.01	37,442.01	-
T-Hangar(LOC)	Gen.Av.	<u>-</u>	<u>14,250.00</u>	<u>(14,250.00)</u>
Totals	Expensed	314,359.55	338,684.01	(24,324.46)
Terminal(LOC)	Capitalized	613.17	36,750.00	(36,136.83)
Tax- Free Note	Capitalized	<u>17,357.14</u>	<u>28,500.00</u>	<u>(11,142.86)</u>
Total Capitalized & Expensed		<u><u>332,329.86</u></u>	<u><u>403,934.01</u></u>	<u><u>(71,604.15)</u></u>

Gainesville Regional Airport
Actual vs. Budget Statement of Operations
For the Nine Months Ending June 30, 2009

NOTE: These are preliminary unaudited statements. Certain accruals and adjustments may have been omitted

	Current Actual	Current Budget	Variance Over/(Under)	F-YTD Actual	F-YTD Budget	Variance Over/(Under)
Non-Operating Revenues						
Grant Revenues						
FDOT JPA #40451719401	0.00	0.00	0.00	401,554.99	0.00	401,554.99
FDOT JPA #42064619401	0.00	0.00	0.00	637.50	0.00	637.50
FAA Grant AIP 22	0.00	0.00	0.00	247,009.00	0.00	247,009.00
FAA Grant AIP 23	0.00	0.00	0.00	19,950.00	0.00	19,950.00
Total Grant Revenue	0.00	0.00	0.00	669,151.49	0.00	669,151.49
Passenger Facility Charges	48,111.14	0.00	48,111.14	343,933.91	0.00	343,933.91
Customer Facility Charges	32,751.00	0.00	32,751.00	270,744.00	0.00	270,744.00
Total Non-Operating Revenue	80,862.14	0.00	80,862.14	1,283,829.40	0.00	1,283,829.40
Non-Operating Expenditures						
Construction in Progress	158,035.13	0.00	158,035.13	1,971,598.32	0.00	1,971,598.32
Fixed Asset Purchases	0.00	0.00	0.00	91,558.71	0.00	91,558.71
Total Non-Operating Expenditur	158,035.13	0.00	158,035.13	2,063,157.03	0.00	2,063,157.03

TENANT REPORTS:

- 1. University Air Center**
- 2. Gator Aviation Services, LLC**
- 3. R D Air Services, LLC**

**Airport Tenants Association
Gainesville Pilots Association**

AIRPORT AUTHORITY INPUT

AIRPORT AUTHORITY ATTENDANCE

NOTE: If any person decides to appeal any decision made by the Airport Authority, with respect to any matters considered at a public meeting, they will need a record of the proceedings and for such purpose, may need to ensure that a verbatim record of the proceedings is made, which record includes the testimony and evidence upon which the appeal is to be based.

Person with disabilities who require assistance to participate in the meeting are requested to notify the Airport's Administrative manager at (352) 373-0249 at least 48 hours in advance, so that their needs may be accommodated.

Gainesville-Alachua County Regional Airport Authority

Meeting Attendance for the Month June 2009
2008/2009

	5/22/2008	6/26/2008	7/24/2008	8/28/2008	9/25/2008	10/23/2008	11/13/2008	12/11/2008	1/22/2009	Special Meeting 2/18/09	2/28/2009	3/26/2009	4/23/2009	5/28/2009	6/25/2009	In Violation if absent at next meeting?
Brashear, Billy	P	P	P	A	P	P	P	P	P	P	P	P	P	P	P	
Breeze, William	P	P	P	P	P	P	P	P	P	P	P	P	P	P	P	
Fletcher, Ian																
Goldstein, Mark	P	P	P	P	P	P	A	P	P	A	P	P	P	P	P	
Johnson, Peter L.	P	P	P	P	P	P	P	P	P	P	P	P	P	P	P	
Phillips, Win	P	A	P	P	P	P	A	P	P	P	P	A	P	P	P	
Samarrai, Renzey																
Thomas, K. Kinnon	P	P	P	P	P	P	P	A	P	A	P	A	P	P	A	
Woods, Janet	P	P	P	P	P	P	P	P	P	P	P	P	P	P	P	

A = Absent
P = Present

GUIDELINES FOR ADDRESSING
THE GAINESVILLE - ALACHUA COUNTY REGIONAL AIRPORT AUTHORITY
(GACRAA)
GAINESVILLE, FL

The GACRAA invites and encourages participation by petitioners and members of the public. This may be done by appearing at GACRAA meetings and meetings of GACRAA Committees.

A. REQUEST TO ADDRESS GACRAA
(being placed on the printed agenda for monthly meeting)

1. Call the Chief Executive Officer's office no later than 4:00 PM ten (10) days preceding the monthly meeting.
2. Provide the following information to the office:
 - a. name, address, and occupation;
 - b. persons, group, or interest represented;
 - c. general subject of request; and
 - d. action sought by GACRAA
3. Routinely the monthly meetings begin at 5:00 PM; locations may vary.
4. At the appropriate time on the agenda, the Chairman will recognize the citizen wishing to address GACRAA.
5. After being recognized, the citizen should step up to the microphone on the lectern, unless otherwise indicated by the presiding officer, and give his/her name and address in an audible tone of voice.

B. ADDRESSING GACRAA
(if not on the printed agenda)

1. A citizen may ask to be recognized under the category CITIZEN INPUT - NON-AGENDA ITEM.
2. See 5 above.

Or

1. A citizen may ask to be recognized to speak on a particular topic that is under discussion.
2. See 5 above.

C. ADDRESSING GACRAA COMMITTEES

1. The following are sources for where and when GACRAA meetings will be held:
 - a. Airport Administration Office (373-0249).
 - b. Website: www.flygainesville.com
2. A citizen may ask to be recognized by the Chairman of the Committee to speak on the topic under discussion.

D. ADDRESSING GACRAA: All remarks shall be addressed to GACRAA as a body and not to any member thereof. No person other than a member of GACRAA and the person having the floor shall be permitted to enter into any discussion, either directly or through a member of GACRAA, without permission of the presiding officer. No question shall be asked except through the presiding officer.

Persons with disabilities who require assistance to participate in the meeting are requested to notify the Airport's Communications Manager at 352-373-0249 at least 48 hours in advance, so their needs can be accommodated.